

## SURVEY 5: Graduating students' Satisfaction Survey (May~2021)

### Introduction

- The Department of Languages and Translation specifically aims at enhancing the graduates' language skills and other core skills. The department concentrates on graduates and providing opportunities to achieve professional skills.
- The English language and literature program conducted via Graduating student's satisfaction survey in May 2021 (second term of the academic year 1442).
- The survey targeted all graduate students in academic year 1441 in English and literature program.
- The survey is electronic, developed using Google form, which consists of 29 items. The survey is administered to both male and female graduate students.
- This survey is implemented online, and the participation was voluntary. All respondents were ensured for confidentiality.

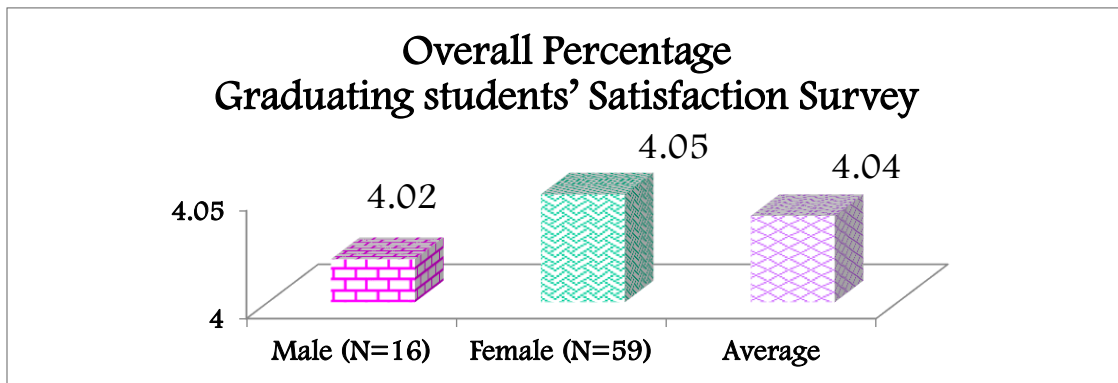
### Results and recommendations:

- The results show that most respondents are females (59, 78.6%), whereas male respondents around (16,31%). This is not surprising as the program has more Female students than males in the academic year 1441/ 1442.
- The respondents are very satisfied in overall, as the average rate is 4 out of 5.
- There is no significant difference between male and female students in all items. The level of satisfaction across the questionnaire elements was presented in appendix 1.
- It is also noted that Question 25, 26, and 17 (pertaining to the language labs, and the availability of software) had comparatively lower scores (3.72 , and 3.66 respectively) than the rest obtained for other questions. This score is not surprising since the survey was administered during the Covid-19 outbreak where learning/teaching process were shifted from traditional instruction to remote teaching. Other issues related to health practices were given higher priorities in spending. However, this suggest that language labs need to be improved through regular maintenance, and it should be equipped with needed softwares.
- The results also reveal that teaching staff should effectively integrated technology in teaching when it is possible. This may require some training programs for the staff in using technology in teaching.

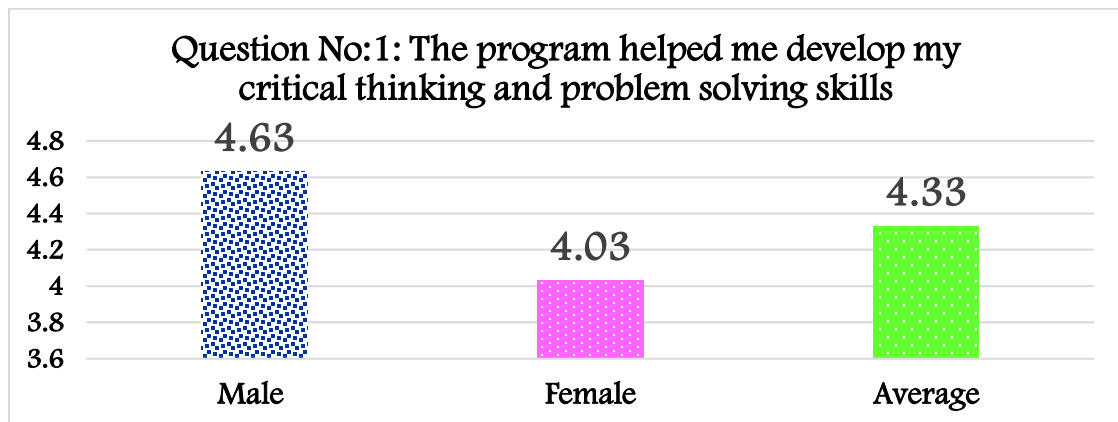
### Appendix One

## Overall Percentage: Graduating students' Satisfaction Survey

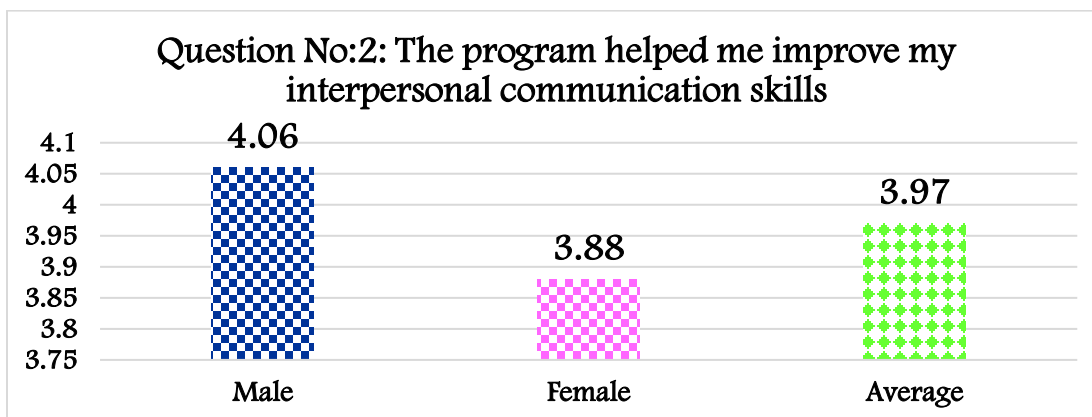
Gender	Overall Percentage Graduating students' Satisfaction Survey
Male (N=16)	4.02
Female (N=59)	4.05
Average	4.04
Overall Percentage	4



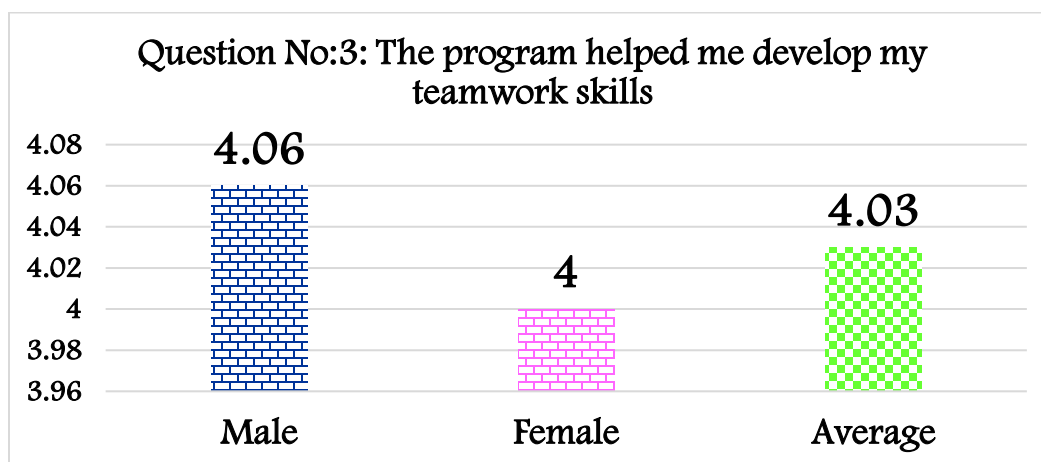
Gender	Question No:1: The program helped me develop my critical thinking and problem solving skills
Male (N=16)	4.63
Female (N=59)	4.03
Average	4.33



Gender	Question No:2: The program helped me improve my interpersonal communication skills
Male (N=16)	4.06
Female (N=59)	3.88
Average	3.97

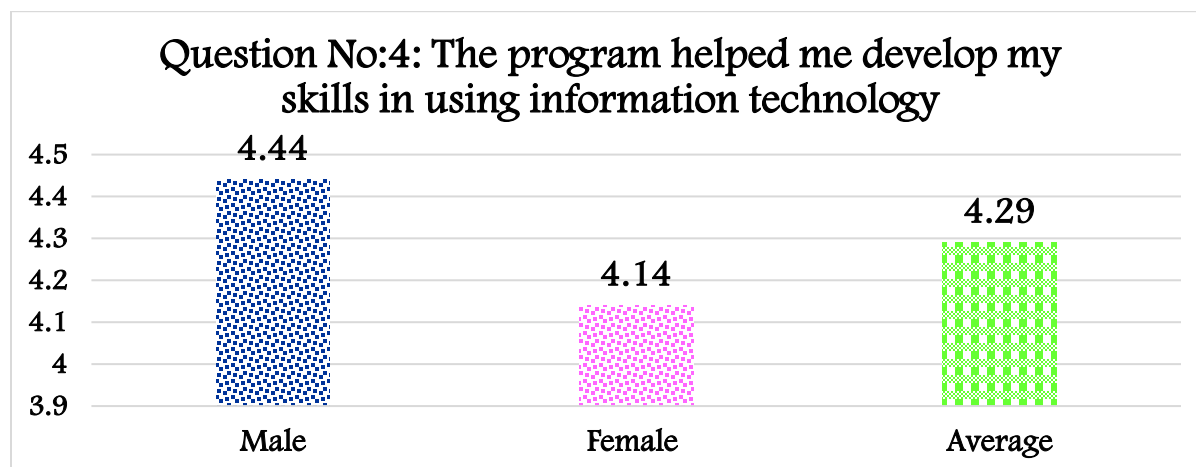


Gender	Question No:3: The program helped me develop my teamwork skills
Male (N=16)	4.06
Female (N=59)	4
Average	4.03

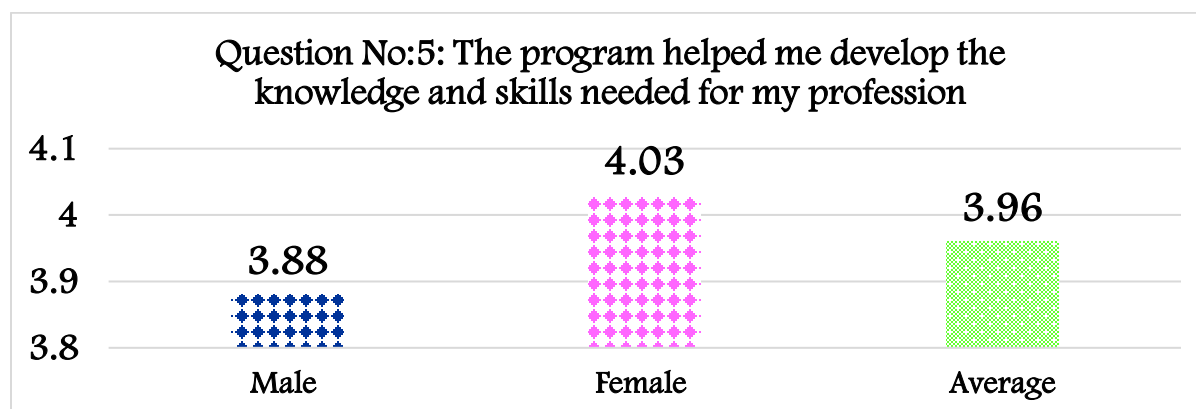


Gender	Question No:4: The program helped me develop my skills in
--------	-----------------------------------------------------------

	using information technology
Male (N=16)	4.44
Female (N=59)	4.14
Average	4.29

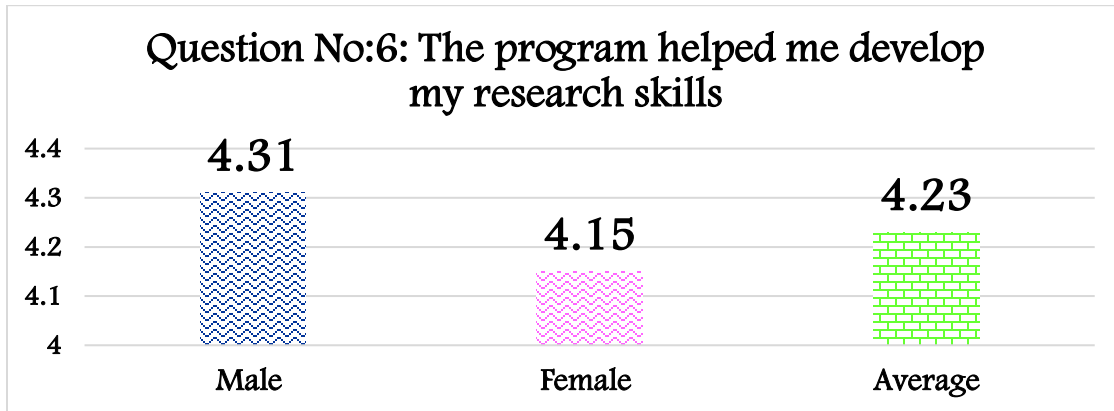


Gender	Question No:5: The program helped me develop the knowledge and skills needed for my profession
Male (N=16)	3.88
Female (N=59)	4.03
Average	3.96

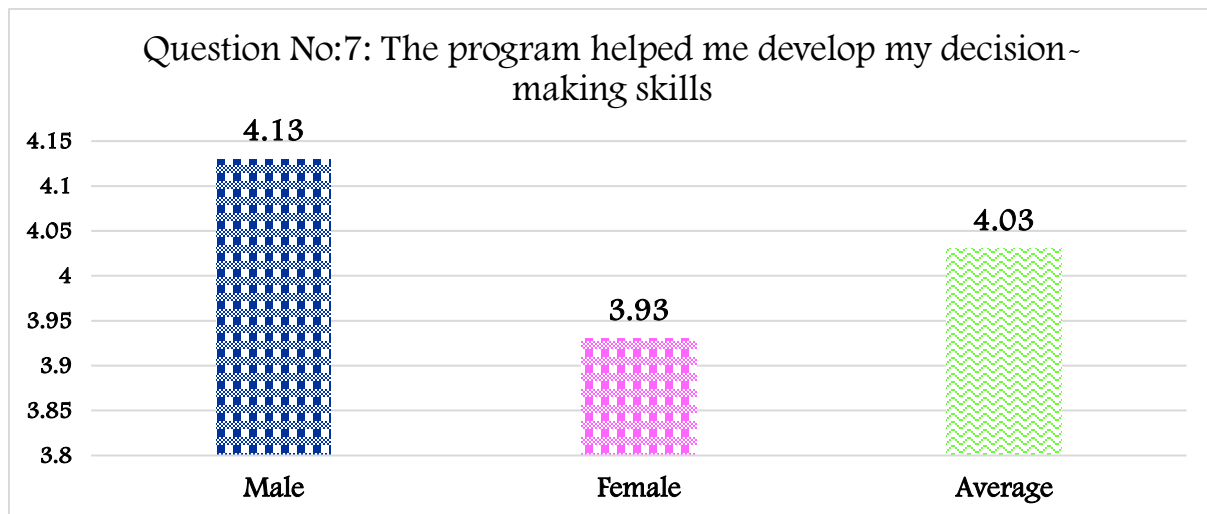


Gender	Question No:6: The program helped me develop my research
--------	----------------------------------------------------------

	skills
Male (N=16)	4.31
Female (N=59)	4.15
Average	4.23

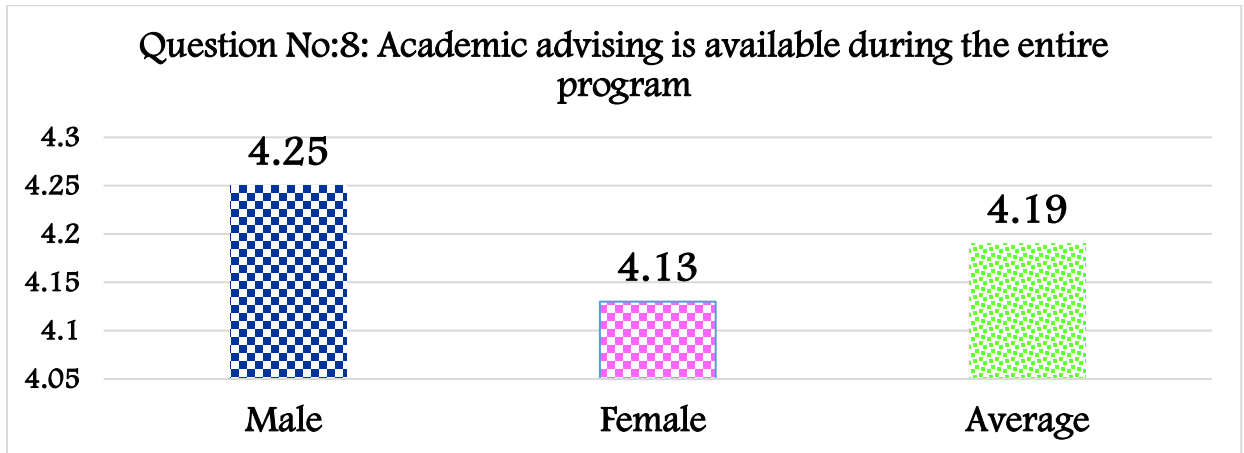


Gender	Question No:7: The program helped me develop my decision-making skills
Male (N=16)	4.13
Female (N=59)	3.93
Average	4.03

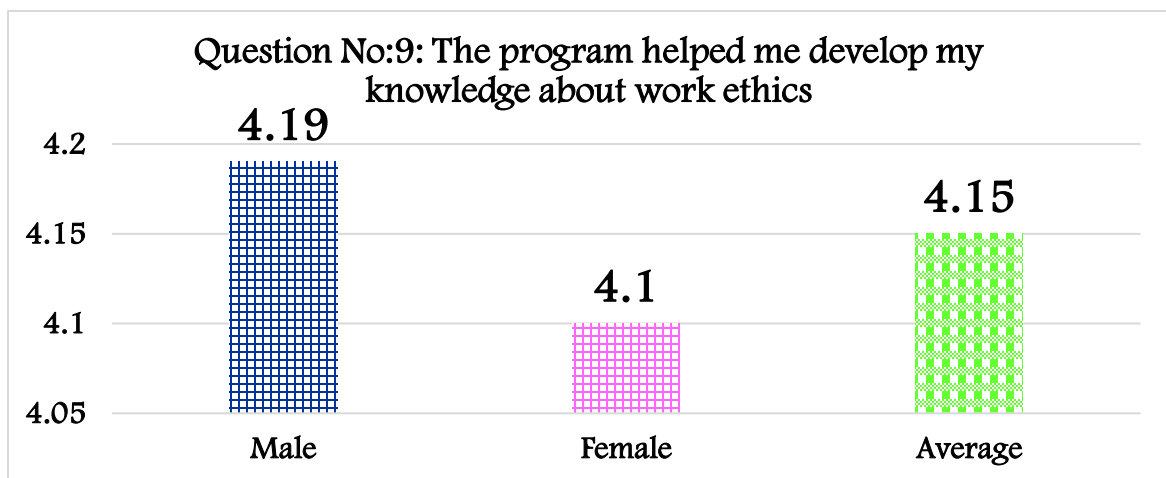


Gender	Question No:8: Academic advising is available during the
--------	----------------------------------------------------------

	entire program
Male (N=16)	4.25
Female (N=59)	4.13
Average	4.19

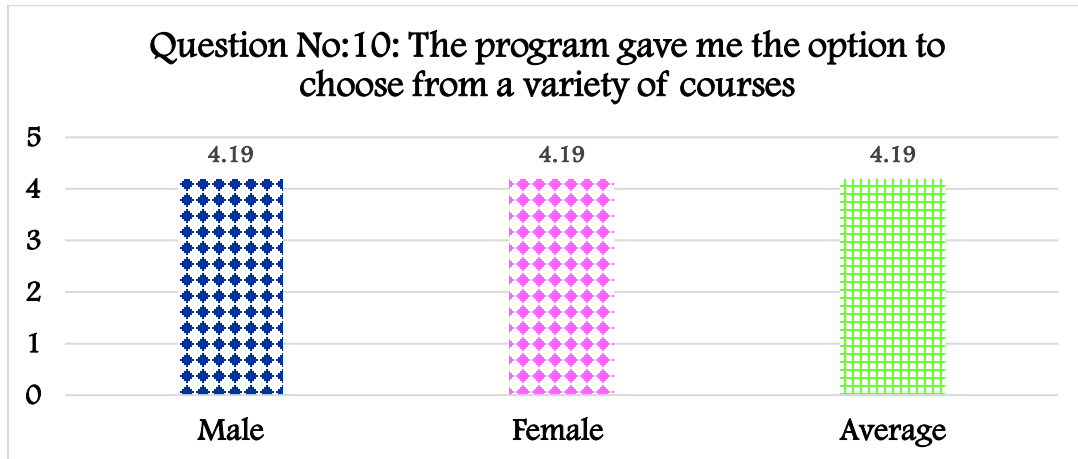


Gender	Question No:9: The program helped me develop my knowledge about work ethics
Male (N=16)	4.19
Female (N=59)	4.10
Average	4.15

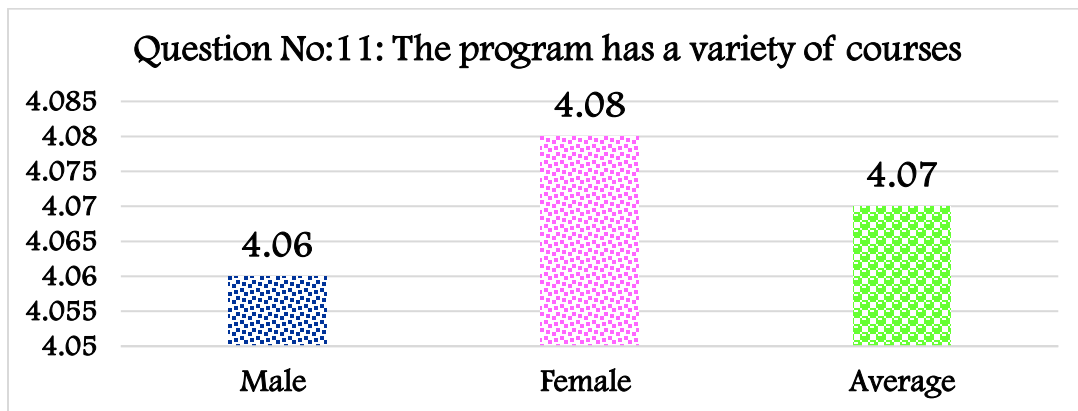


Gender	Question No:10: The program gave me the option to choose
--------	----------------------------------------------------------

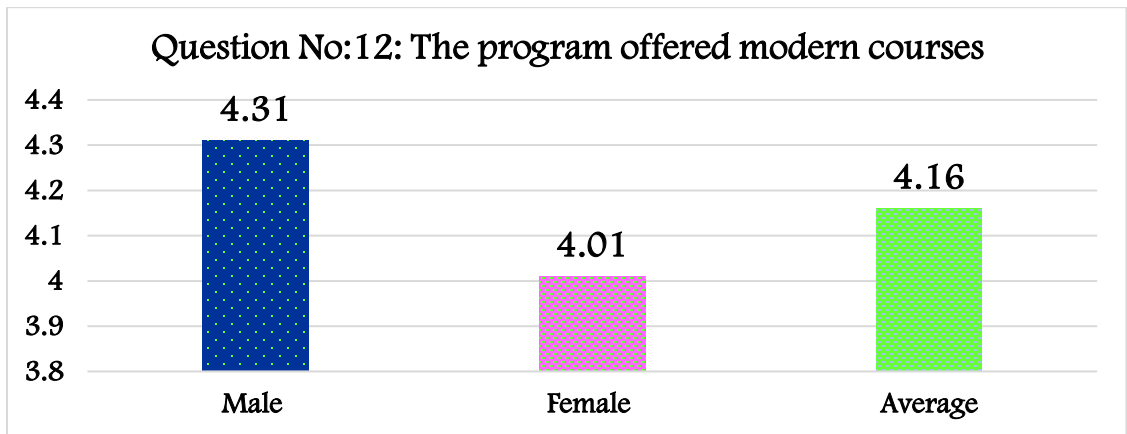
	from a variety of courses
Male (N=16)	4.19
Female (N=59)	4.19
Average	4.19



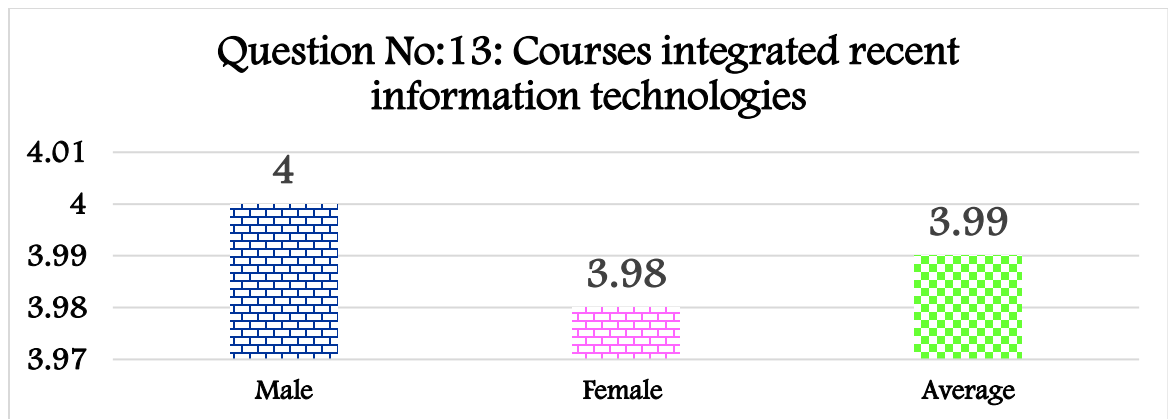
Gender	Question No:11: The program has a variety of courses
Male (N=16)	4.06
Female (N=59)	4.08
Average	4.07



Gender	Question No:12: The program offered modern courses
Male (N=16)	4.31
Female (N=59)	4.01
Average	4.16

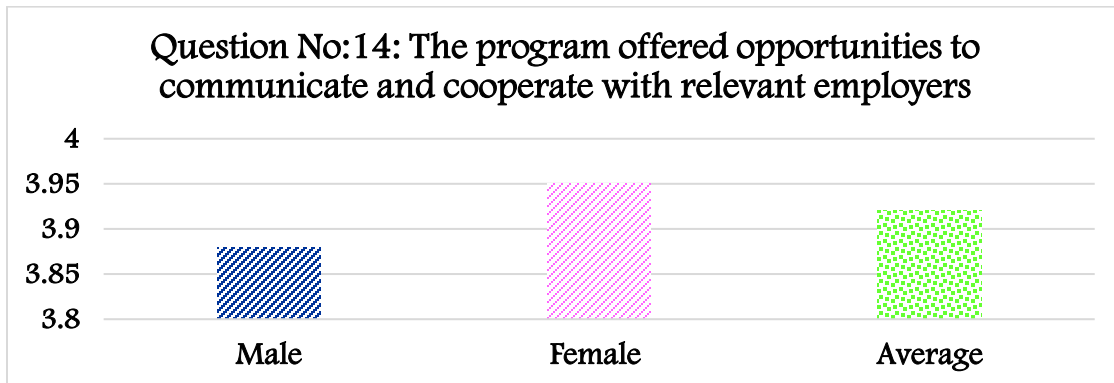


Gender	Question No:13: Courses integrated recent information technologies
Male (N=16)	4
Female (N=59)	3.98
Average	3.99

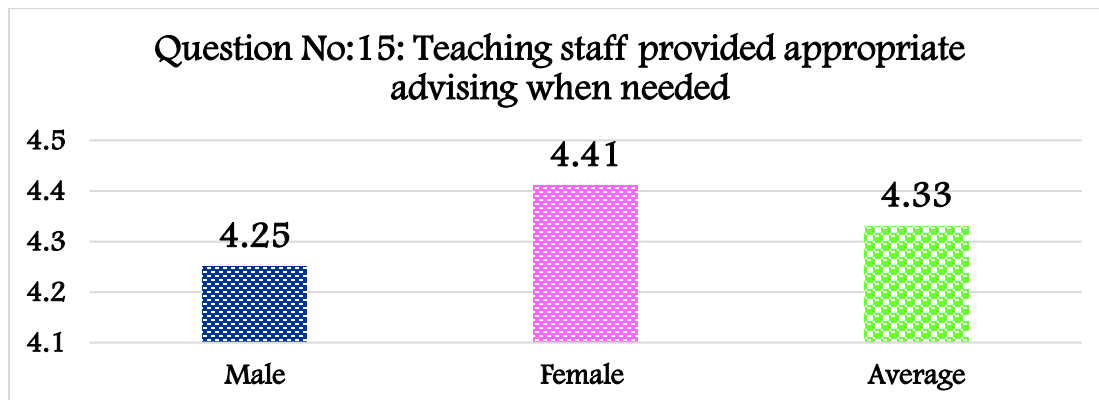




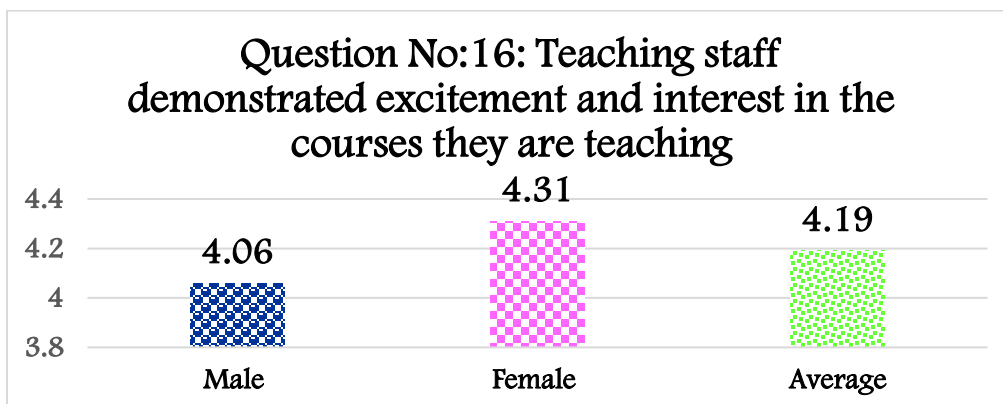
Gender	Question No:14: The program offered opportunities to communicate and cooperate with relevant employers
Male (N=16)	3.88
Female (N=59)	3.95
Average	3.92



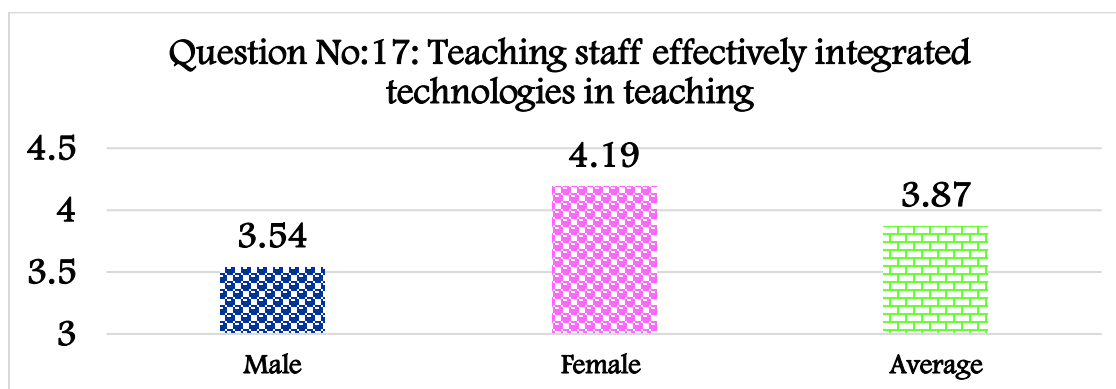
Gender	Question No:15: Teaching staff provided appropriate advising when needed
Male (N=16)	4.25
Female (N=59)	4.41
Average	4.33



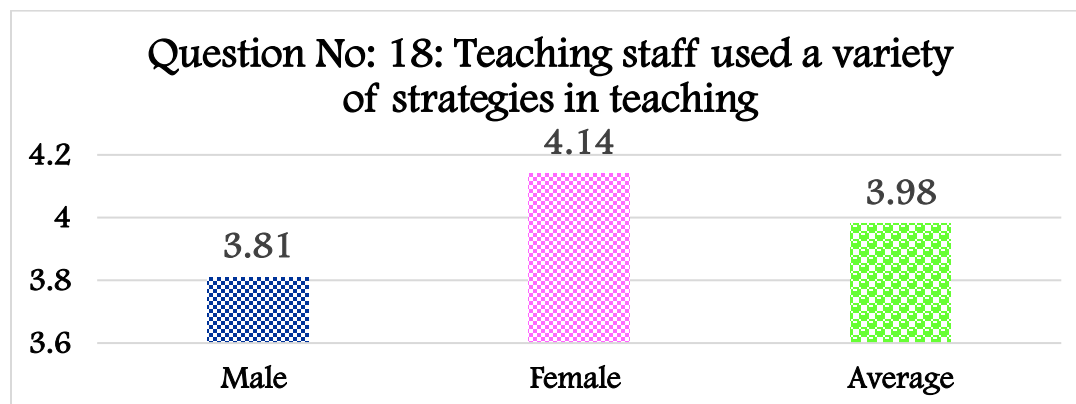
Gender	Question No:16: Teaching staff demonstrated excitement and interest in the courses they are teaching
Male (N=16)	4.06
Female (N=59)	4.31
Average	4.19



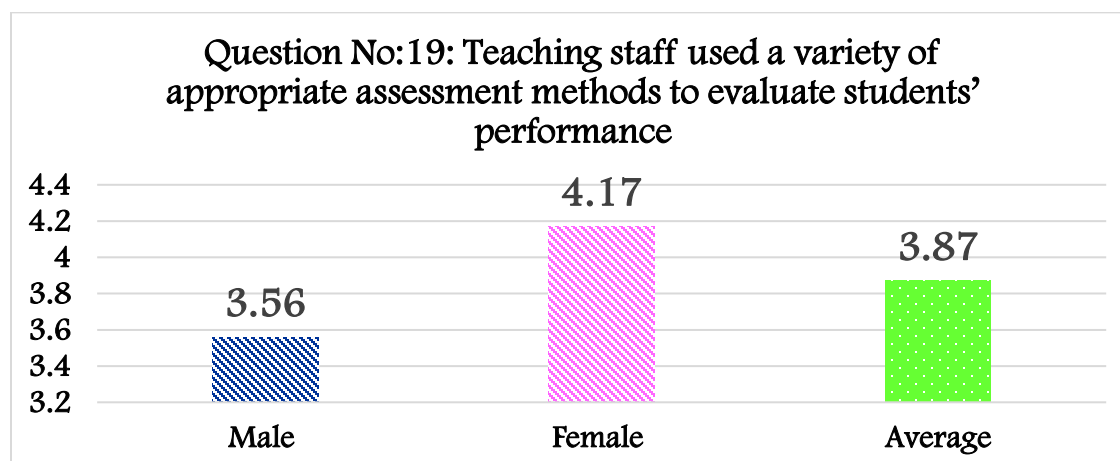
Gender	Question No:17: Teaching staff effectively integrated technologies in teaching
Male (N=16)	3.54
Female (N=59)	4.19
Average	3.87



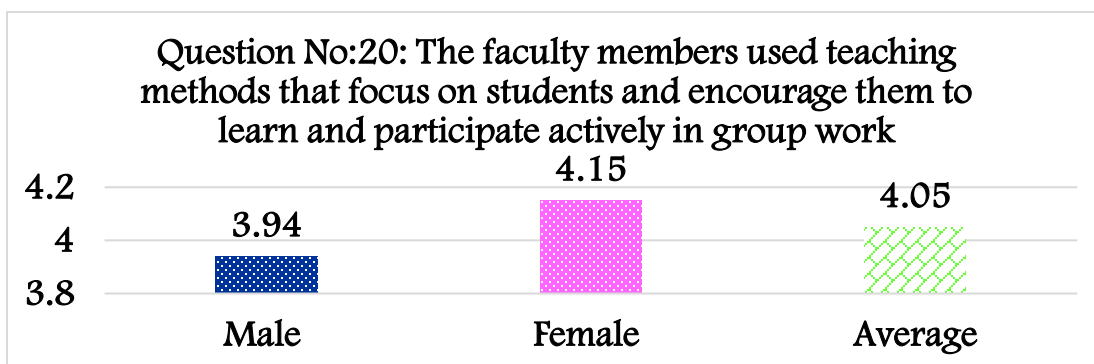
Gender	Question No: 18: Teaching staff used a variety of strategies in teaching
Male (N=16)	3.81
Female (N=59)	4.14
Average	3.98



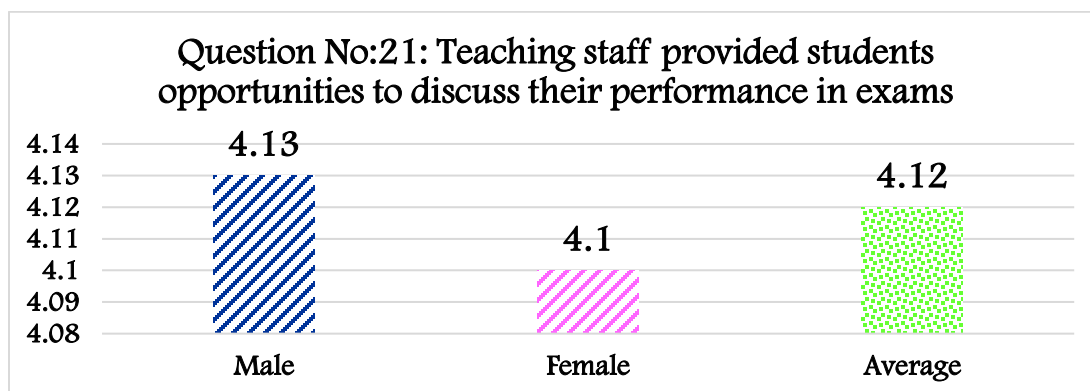
Gender	Question No:19: Teaching staff used a variety of appropriate assessment methods to evaluate students' performance
Male (N=16)	3.56
Female (N=59)	4.17
Average	3.87



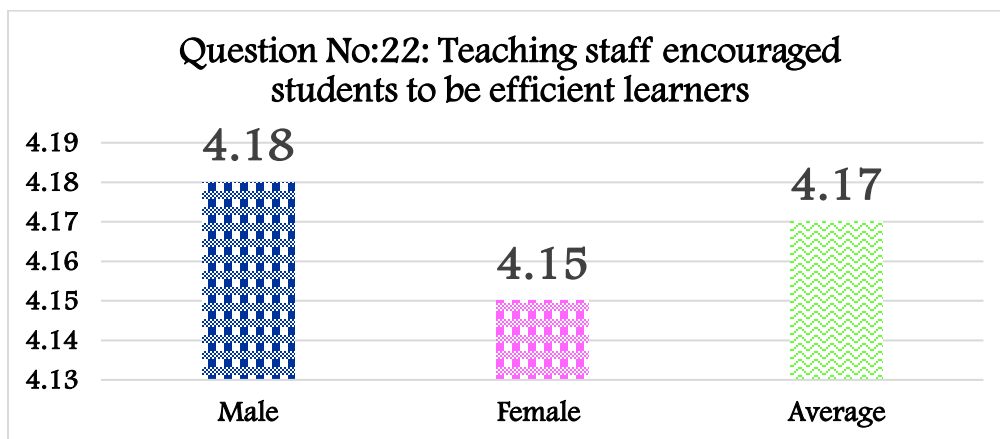
Gender	Question No:20: The faculty members used teaching methods that focus on students and encourage them to learn and participate actively in group work
Male (N=16)	3.94
Female (N=59)	4.15
Average	4.05



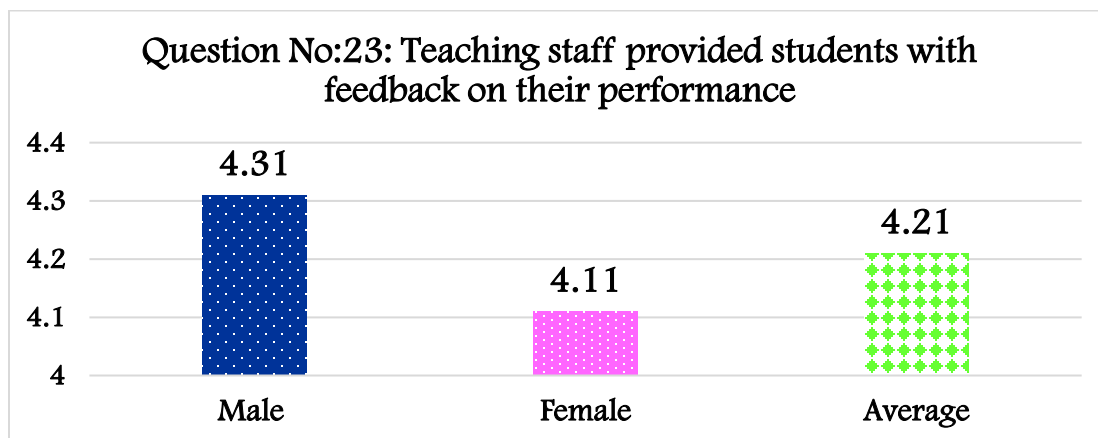
Gender	Question No:21: Teaching staff provided students opportunities to discuss their performance in exams
Male (N=16)	4.13
Female (N=59)	4.10
Average	4.12



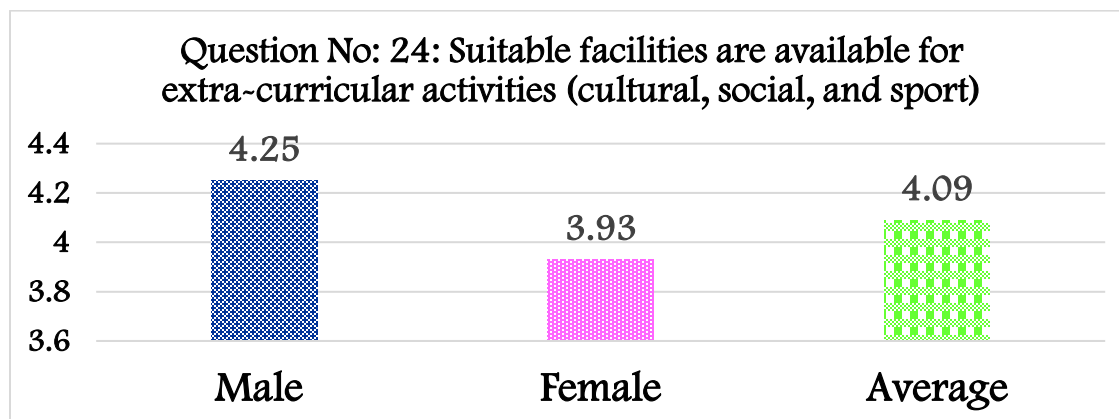
Gender	Question No:22: Teaching staff encouraged students to be efficient learners
Male (N=16)	4.18
Female (N=59)	4.15
Average	4.17



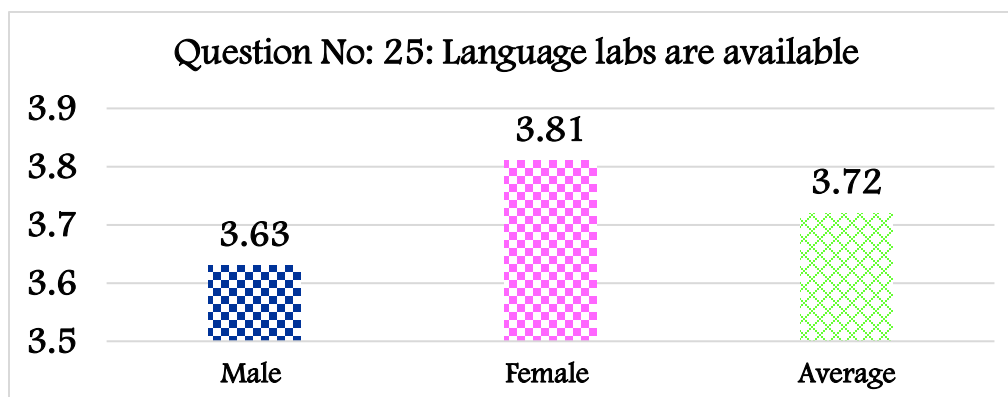
Gender	Question No:23: Teaching staff provided students with feedback on their performance
Male (N=16)	4.31
Female (N=59)	4.11
Average	4.21



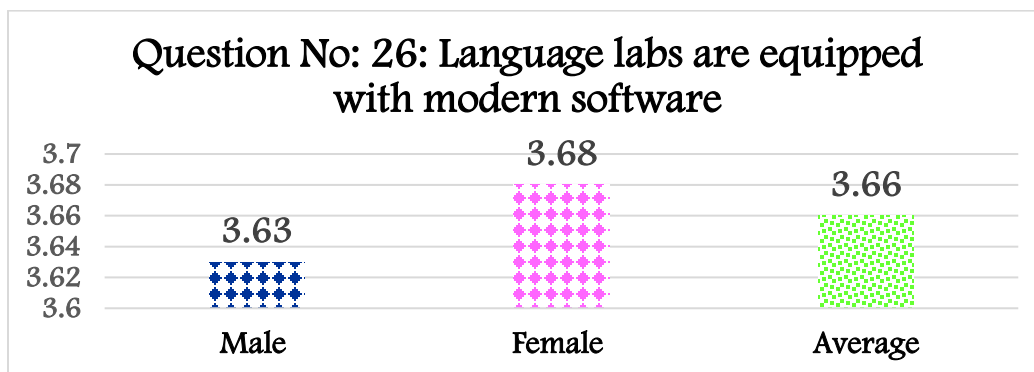
Gender	<b>Question No: 24: Suitable facilities are available for extra-curricular activities (cultural, social, and sport)</b>
Male (N=16)	4.25
Female (N=59)	3.93
Average	4.09



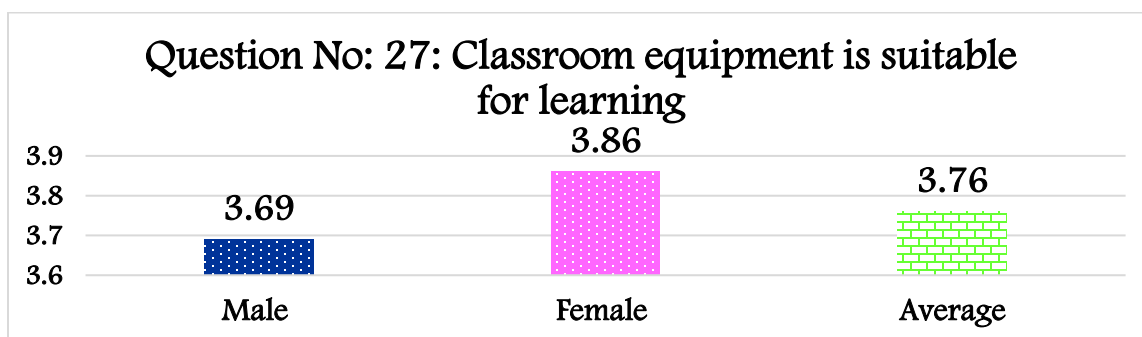
Gender	<b>Question No: 25: Language labs are available</b>
Male (N=16)	3.63
Female (N=59)	3.81
Average	3.72



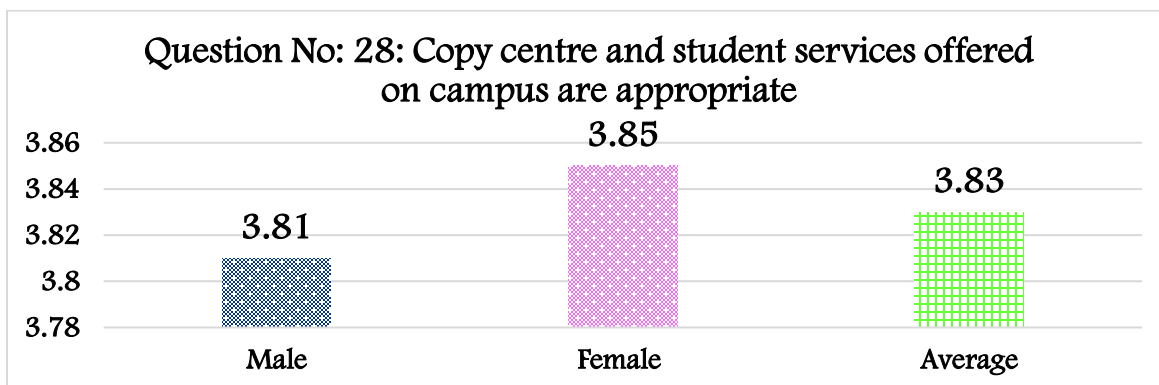
Gender	Question No: 26: Language labs are equipped with modern software
Male (N=16)	3.63
Female (N=59)	3.68
Average	3.66



Gender	Question No: 27: Classroom equipment is suitable for learning
Male (N=16)	3.69
Female (N=59)	3.86
Average	3.76



<b>Gender</b>	<b>Question No: 28: Copy centre and student services offered on campus are appropriate</b>
<b>Male (N=16)</b>	3.81
<b>Female (N=59)</b>	3.85
<b>Average</b>	3.83



<b>Gender</b>	<b>Question No: 29: Do you have any additional comments or suggestions?</b>
<b>Male (N=16)</b>	NIL
<b>Female (N=59)</b>	NIL
<b>Average</b>	NIL

<b>Council / Committee</b>	<b>Council of the department of Languages and Translation</b>
<b>Reference No.</b>	<b>Session 30/1441-1442</b>
<b>Date</b>	<b>April 19<sup>th</sup> 2021</b>